

LED Interior Light - Model 408

PRODUCT INFORMATION

Description	12-24V LED Engine Compartment Light without Mounting Bracket
Height	83.82 mm / 3.3 in
Width	70.10 mm / 2.76 in
Depth	91.44 mm / 3.6 in
Shape	Round
Outer Lens Material	Glass
Outer Lens Color	Clear
Housing Material	Die-Cast Aluminum
Housing Color	Black
Mounting Type	Universal Mount
Minimum Operating Temperature	-40 °C / -40 °F
Maximum Operating Temperature	65 °C / 149 °F
Connector or Wiring	12" Bare Leads
Product Weight	0.37 lbs / 0.17 kgs

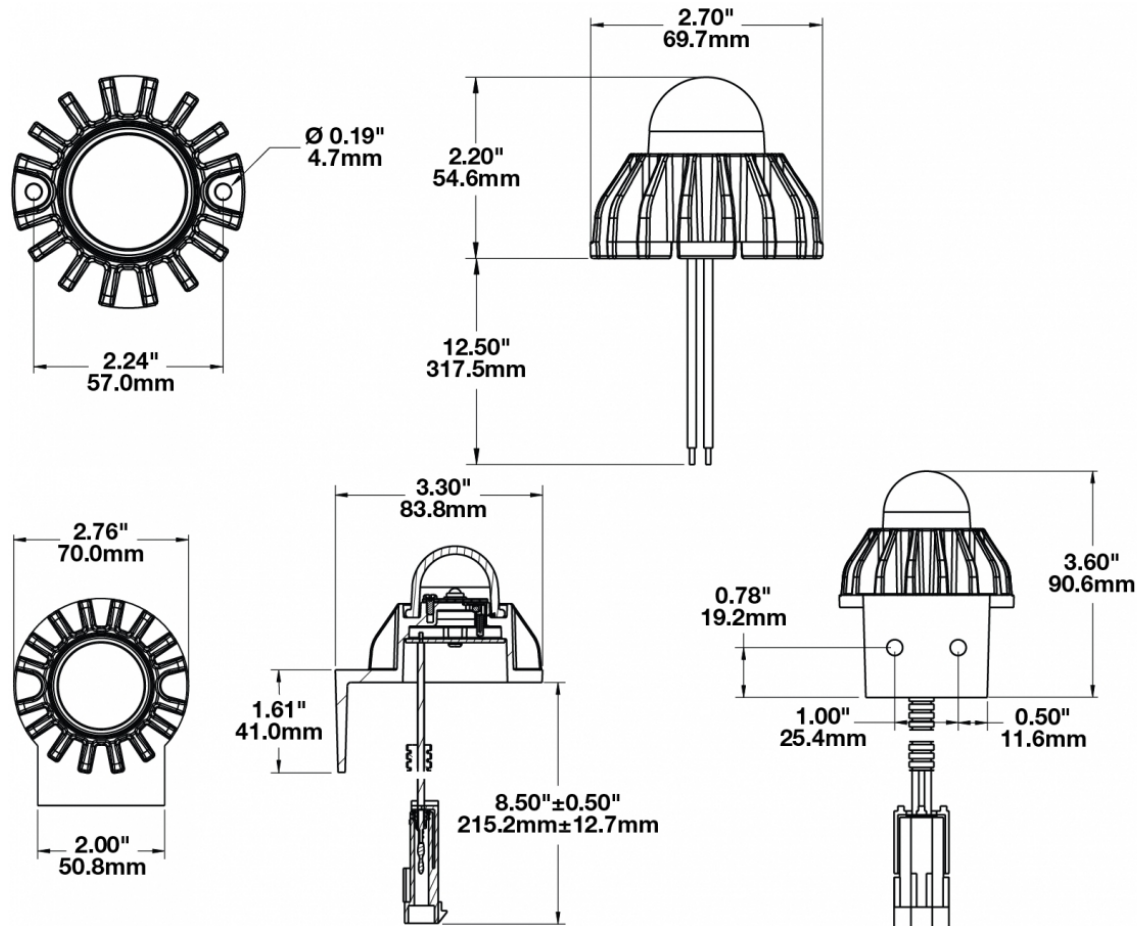


Print date: 2017-10-22

© 2017 J.W. Speaker Corporation • Germantown, WI U.S.A.
www.jwspeaker.com • speaker@jwspeaker.com • 262.251.6660

LED Interior Light - Model 408

PRODUCT DIMENSIONS



ELECTRICAL SPECIFICATIONS

Input Voltage	12-24V DC
Red Wire	Positive
Black Wire	Negative
Current Draw	0.4A @ 12V DC 0.21A @ 24V DC

Print date: 2017-10-22

© 2017 J.W. Speaker Corporation • Germantown, WI U.S.A.
www.jwspeaker.com • speaker@jwspeaker.com • 262.251.6660

LED Interior Light - Model 408

REGULATORY STANDARDS COMPLIANCE



Buy America Standards
IEC IP67




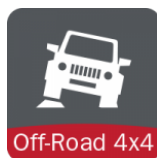
Eco Friendly
SAE J575

PHOTOMETRIC SPECIFICATIONS

Nominal LED Color Temperature 5000 K

Beam Pattern(s) Interior - Compartment Light

APPLICATIONS



Print date: 2017-10-22

© 2017 J.W. Speaker Corporation • Germantown, WI U.S.A.
www.jwspeaker.com • speaker@jwspeaker.com • 262.251.6660

LED Interior Light - Model 408

RELATED PRODUCTS



Part Number

0442501

12-24V LED Engine
Compartment Light
with Mounting Bracket