

# LED Headlights - Model 8700 Evo 2 Dual Burn

## PRODUCT INFORMATION

<b>Description</b>	12-24V DOT LED High & Low Beam Headlight with Black Inner Bezel & Mounting Ring
<b>Height</b>	176.53 mm / 6.95 in
<b>Width</b>	176.53 mm / 6.95 in
<b>Depth</b>	99.82 mm / 3.93 in
<b>Shape</b>	Round
<b>Outer Lens Material</b>	Polycarbonate
<b>Outer Lens Color</b>	Clear
<b>Housing Material</b>	Die-Cast Aluminum
<b>Housing Color</b>	Gray
<b>Bezel Color</b>	Black
<b>Retrofits</b>	2D1 "PAR56" or 7" round headlights
<b>Minimum Operating Temperature</b>	-40 °C / -40 °F
<b>Maximum Operating Temperature</b>	65 °C / 149 °F
<b>Connector or Wiring</b>	H4
<b>Mating Connector</b>	H4 AMP #172615-2
<b>Product Weight</b>	2.31 lbs / 1.05 kgs
<b>Shipping Weight</b>	3.50 lbs / 1.59 kgs



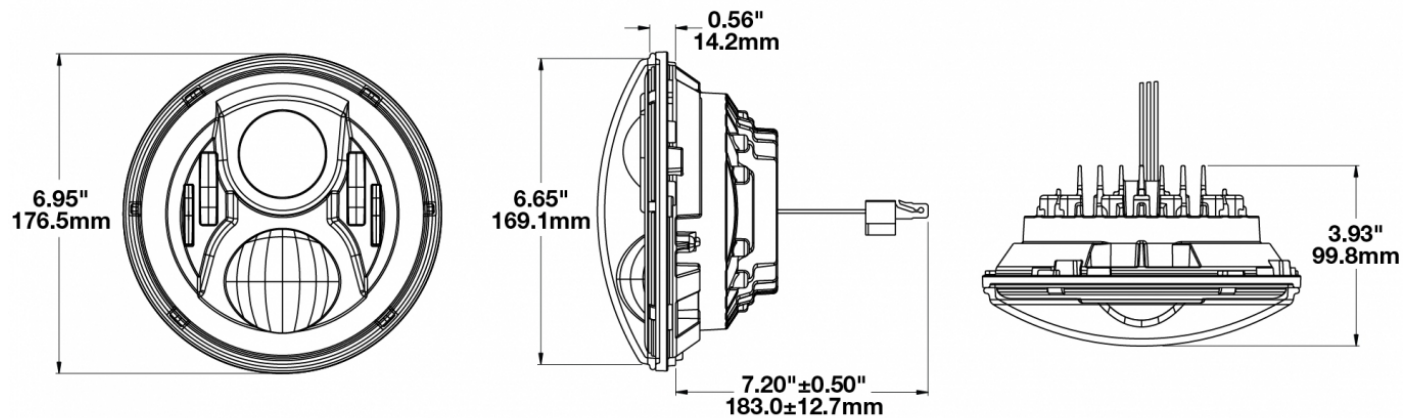
Print date: 2018-07-22

© 2018 J.W. Speaker Corporation • Germantown, WI U.S.A.  
[www.jwspeaker.com](http://www.jwspeaker.com) • [speaker@jwspeaker.com](mailto:speaker@jwspeaker.com) • 262.251.6660

**J.W. SPEAKER**   
 Engineered. Lighting. Solutions.

# LED Headlights - Model 8700 Evo 2 Dual Burn

## PRODUCT DIMENSIONS



## ELECTRICAL SPECIFICATIONS

<b>Input Voltage</b>	12-24V DC
<b>Operating Voltage</b>	9-32V DC
<b>Transient Spike Protection</b>	150V Peak @ 1 HZ-100 Pulses
<b>Black Wire</b>	Ground
<b>White Wire</b>	High Beam
<b>Yellow Wire</b>	Low Beam
<b>Current Draw</b>	3.50A @ 12V DC (High Beam) 2.00A @ 12V DC (Low Beam) 1.80A @ 24V DC (High Beam) 1.10A @ 24V DC (Low Beam)

Print date: 2018-07-22

© 2018 J.W. Speaker Corporation • Germantown, WI U.S.A.  
www.jwspeaker.com • speaker@jwspeaker.com • 262.251.6660

# LED Headlights - Model 8700 Evo 2 Dual Burn

## REGULATORY STANDARDS COMPLIANCE

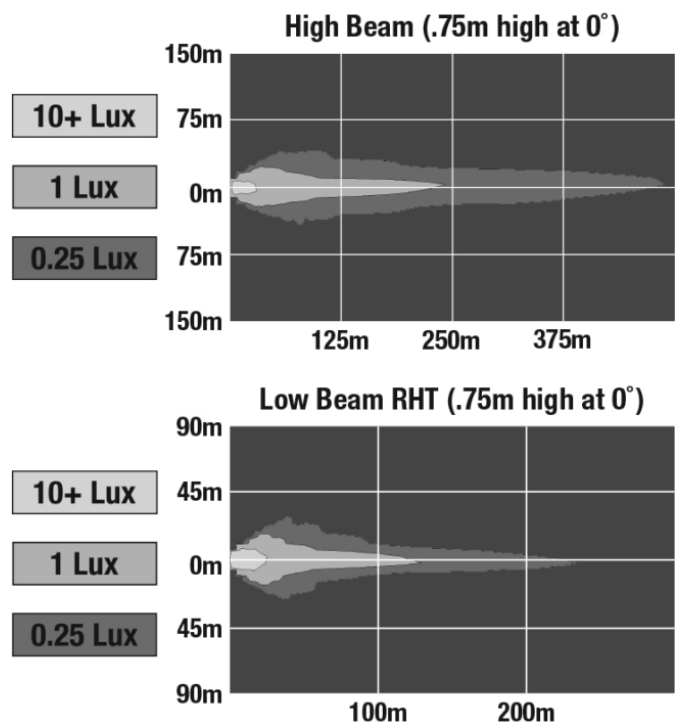


Buy America Standards  
FMVSS 108 Table XIX  
IEC IP67

Eco Friendly  
FMVSS 108 Table XVIII

## PHOTOMETRIC SPECIFICATIONS

<b>Raw Lumen Output</b>	3,200 (High Beam); 1,770 (Low Beam)
<b>Effective Lumen Output</b>	1,260 (High Beam); 750 (Low Beam)
<b>Candela Output</b>	71,500 (High Beam) 35,003 (Low Beam)
<b>Nominal LED Color Temperature</b>	5000 K
<b>Beam Pattern(s)</b>	Forward Lighting - High Beam (DOT) Forward Lighting - Low Beam (DOT)



Print date: 2018-07-22

© 2018 J.W. Speaker Corporation • Germantown, WI U.S.A.  
www.jwspeaker.com • speaker@jwspeaker.com • 262.251.6660

# LED Headlights - Model 8700 Evo 2 Dual Burn

## APPLICATIONS



## ADDITIONAL INFORMATION

Headlight must be securely mounted and properly aimed such that the beam pattern cut off line complies with all applicable regulations. If you are not familiar with the legal requirements for aiming your headlights, please see a professional service provider. We recommend that headlights are aimed with a headlight aiming system for proper alignment.

## ACCESSORIES



**Part Number**  
**3156351**

Mounting Ring Kit for  
7" Round (PAR56)  
Headlights



**Part Number**  
**3156561**

Panel Mount Bucket  
Assembly for 8700  
Evolution & 8710  
Series



**Part Number**  
**3266081**

Jumper Harness  
H4/H13 for 8700  
Evolution & 8710  
Series




**Part Number**  
**8000311**

Anti-Flicker Harness  
H4/H13 for 8700  
Evolution Series  
Headlights



**Part Number**  
**8000381**

Anti-Flicker Harness  
H4/H4 for 8700  
Evolution Series  
Headlights



**Part Number**  
**8200411**

Wire Harness H4 for 7"  
Round (PAR56)  
Headlights

Print date: 2018-07-22

© 2018 J.W. Speaker Corporation • Germantown, WI U.S.A.  
www.jwspeaker.com • speaker@jwspeaker.com • 262.251.6660

**J.W. SPEAKER**  
Engineered. Lighting. Solutions.

# LED Headlights - Model 8700 Evo 2 Dual Burn

## RELATED PRODUCTS

---



**Part Number**  
**0552751**

12-24V ECE LED LHT  
High & Low Beam  
Headlight with FP, DRL,  
Black Inner Bezel



**Part Number**  
**0552761**

12-24V ECE LED RHT  
High & Low Beam  
Headlight with FP, DRL,  
Black Inner Bezel



**Part Number**  
**0553311**

12-24V ECE LED LHT  
High & Low Beam  
Headlight with FP, DRL,  
Chrome Inner Bezel



**Part Number**  
**0553321**

12-24V ECE LED RHT  
High & Low Beam  
Headlight with FP, DRL,  
Chrome Inner Bezel



**Part Number**  
**0554941**

12-24V DOT LED High  
& Low Beam Headlight  
with Black Inner Bezel



**Part Number**  
**0554961**

12-24V DOT LED High  
& Low Beam Headlight  
with Chrome Inner  
Bezel



**Part Number**  
**0554991**

12-24V DOT LED High  
& Low Beam Headlight  
with Chrome Inner  
Bezel & Mounting Ring



**Part Number**  
**0556281**

12-24V DOT LED High  
& Low Beam Heated  
Headlight with Black  
Inner Bezel