

LED Headlights - Model 8700 Evo 2 Dual Burn

PRODUCT INFORMATION

Description	12-24V DOT LED High & Low Beam Headlight with Black Inner Bezel
Height	176.53 mm / 6.95 in
Width	176.53 mm / 6.95 in
Depth	99.82 mm / 3.93 in
Shape	Round
Outer Lens Material	Polycarbonate
Outer Lens Color	Clear
Housing Material	Die-Cast Aluminum
Housing Color	Gray
Bezel Color	Black
Retrofits	2D1 "PAR56" or 7" round headlights
Minimum Operating Temperature	-40 °C / -40 °F
Maximum Operating Temperature	65 °C / 149 °F
Connector or Wiring	H4
Mating Connector	H4 AMP#172615-2
Product Weight	2.31 lbs / 1.05 kgs
Shipping Weight	3.50 lbs / 1.59 kgs



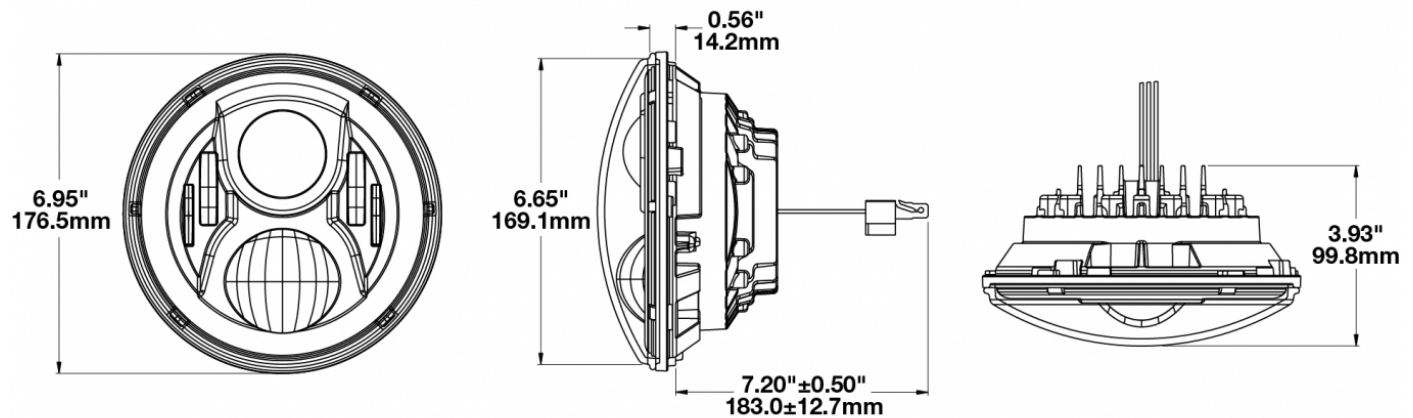
Print date: 2018-07-22

© 2018 J.W. Speaker Corporation • Germantown, WI U.S.A.
 www.jwspeaker.com • speaker@jwspeaker.com • 262.251.6660

J.W. SPEAKER 
 Engineered. Lighting. Solutions.

LED Headlights - Model 8700 Evo 2 Dual Burn

PRODUCT DIMENSIONS



ELECTRICAL SPECIFICATIONS

Input Voltage	12-24V DC
Operating Voltage	9-32V DC
Transient Spike Protection	150V Peak @ 1 HZ-100 Pulses
Black Wire	Ground
White Wire	High Beam
Yellow Wire	Low Beam
Current Draw	3.50A @ 12V DC (High Beam) 2.00A @ 12V DC (Low Beam) 1.80A @ 24V DC (High Beam) 1.10A @ 24V DC (Low Beam)

Print date: 2018-07-22

© 2018 J.W. Speaker Corporation • Germantown, WI U.S.A.
www.jwspeaker.com • speaker@jwspeaker.com • 262.251.6660

LED Headlights - Model 8700 Evo 2 Dual Burn

REGULATORY STANDARDS COMPLIANCE

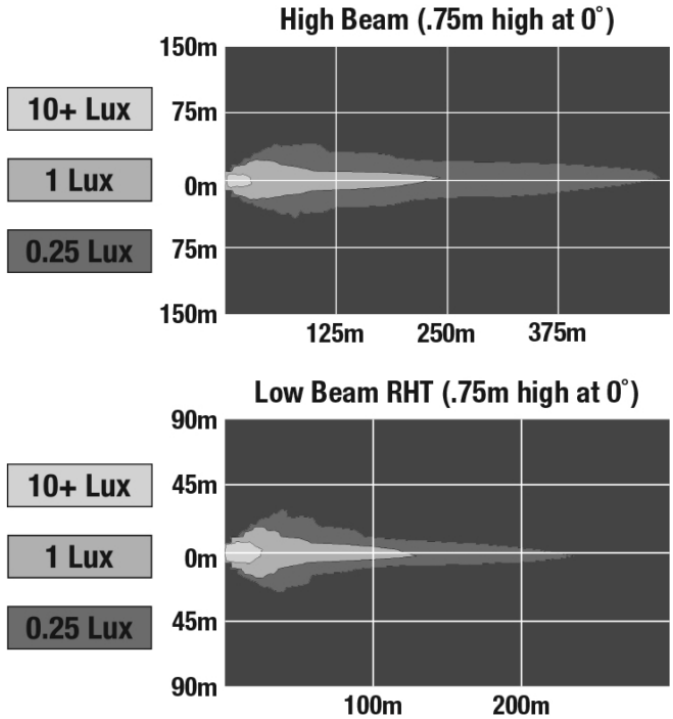


Buy America Standards
 FMVSS 108 Table XIX
 IEC IP67

Eco Friendly
 FMVSS 108 Table XVIII

PHOTOMETRIC SPECIFICATIONS

Raw Lumen Output	3,200 (High Beam); 1,770(Low Beam)
Effective Lumen Output	1,260 (High Beam); 750 (Low Beam)
Candela Output	71,500 (High Beam) 35,003 (Low Beam)
Nominal LED Color Temperature	5000 K
Beam Pattern(s)	Forward Lighting - High Beam (DOT) Forward Lighting - Low Beam (DOT)



Print date: 2018-07-22

© 2018 J.W. Speaker Corporation • Germantown, WI U.S.A.
 www.jwspeaker.com • speaker@jwspeaker.com • 262.251.6660



LED Headlights - Model 8700 Evo 2 Dual Burn

APPLICATIONS



Automotive



Motorcycle



Off-Road 4x4



Specialty



Truck & Bus

ADDITIONAL INFORMATION

Headlight must be securely mounted and properly aimed such that the beam pattern cut off line complies with all applicable regulations. If you are not familiar with the legal requirements for aiming your headlights, please see a professional service provider. We recommend that headlights are aimed with a headlight aiming system for proper alignment.

ACCESSORIES



Part Number
3156351

Mounting Ring Kit for
7" Round (PAR56)
Headlights



Part Number
3156561

Panel Mount Bucket
Assembly for 8700
Evolution & 8710
Series



Part Number
3266081

Jumper Harness
H4/H13 for 8700
Evolution & 8710
Series




Part Number
800311

Anti-Flicker Harness
H4/H13 for 8700
Evolution Series
Headlights



Part Number
8000381

Anti-Flicker Harness
H4/H4 for 8700
Evolution Series
Headlights



Part Number
8200411

Wire Harness H4 for 7"
Round (PAR56)
Headlights

Print date: 2018-07-22

© 2018 J.W. Speaker Corporation • Germantown, WI U.S.A.
www.jwspeaker.com • speaker@jwspeaker.com • 262.251.6660

J.W. SPEAKER
Engineered. Lighting. Solutions.

LED Headlights - Model 8700 Evo 2 Dual Burn

RELATED PRODUCTS



Part Number
0552751

12-24V ECE LED LHT
High & Low Beam
Headlight with FP, DRL,
Black Inner Bezel



Part Number
0552761

12-24V ECE LED RHT
High & Low Beam
Headlight with FP, DRL,
Black Inner Bezel



Part Number
0553311

12-24V ECE LED LHT
High & Low Beam
Headlight with FP, DRL,
Chrome Inner Bezel



Part Number
0553321

12-24V ECE LED RHT
High & Low Beam
Headlight with FP, DRL,
Chrome Inner Bezel



Part Number
0554961

12-24V DOT LED High
& Low Beam Headlight
with Chrome Inner
Bezel



Part Number
0554981

12-24V DOT LED High
& Low Beam Headlight
with Black Inner Bezel
& Mounting Ring



Part Number
0554991

12-24V DOT LED High
& Low Beam Headlight
with Chrome Inner
Bezel & Mounting Ring



Part Number
0556281

12-24V DOT LED High
& Low Beam Heated
Headlight with Black
Inner Bezel