

LED Headlights – Model 8632 Evolution

PRODUCT INFORMATION

Description	12-24V DOT/ECE LED RHT Left Hand High & Low Beam Headlight with Turn Signal, FP & DRL
Height	173.00 mm / 6.81 in
Width	144.00 mm / 5.67 in
Depth	86.00 mm / 3.39 in
Shape	Round
Outer Lens Material	Polycarbonate
Outer Lens Color	Clear
Housing Material	Aluminum
Housing Color	Black
Mounting Type	Pedestal
Minimum Operating Temperature	-34 °C / -29.2 °F
Maximum Operating Temperature	49 °C / 120.2 °F
Connector or Wiring	Integral Connector in Housing simulating Delphi 12124107,
Mating Connector	Delphi 12052848
Product Weight	2.00 lbs / 0.91 kgs
Shipping Weight	2.60 lbs / 1.18 kgs



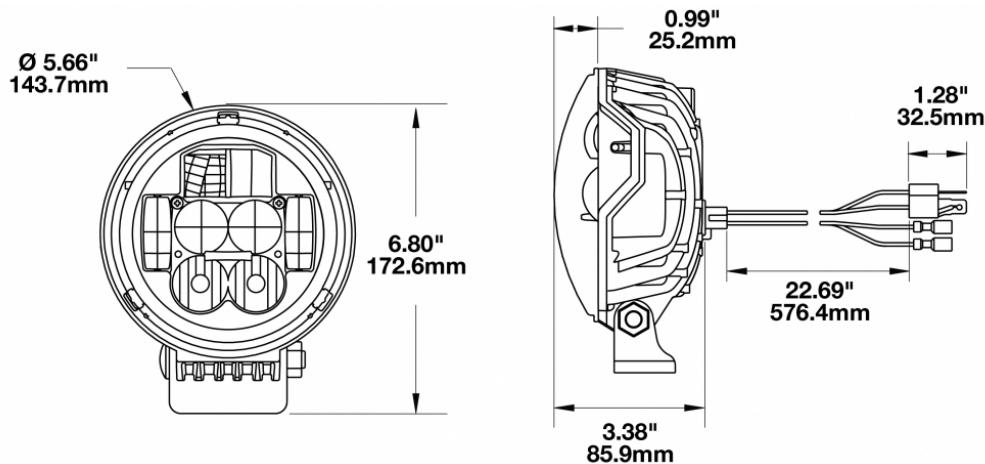
Print date: 2017-10-23

© 2017 J.W. Speaker Corporation • Germantown, WI U.S.A.
 www.jwspeaker.com • speaker@jwspeaker.com • 262.251.6660

J.W. SPEAKER®
 Engineered. Lighting. Solutions.

LED Headlights – Model 8632 Evolution

PRODUCT DIMENSIONS



ELECTRICAL SPECIFICATIONS

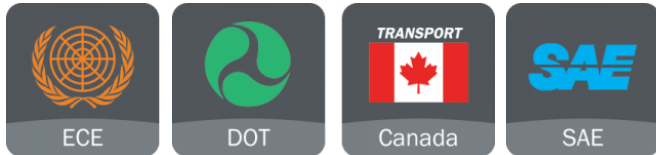
Input Voltage	12-24 V
Operating Voltage	10-32 V
Transient Spike Protection	150V Peak @ 1 HZ-100 Pul
White Wire	High Beam
Yellow Wire	Low Beam
Black Wire	Ground
Red Wire	Front Position
Purple Wire	DRL
Orange/white Wire	Front Turn
Current Draw	3.67A @ 12V (High Beam) 1.83A @ 24V (High Beam) 2.5A @ 12V (Low Beam) 1.25A @ 24V (Low Beam) .67A @ 12V (DRL) .34A @ 24V (DRL) .83A @ 12V (Front Turn) .42A @ 24V (Front Turn) .08A @ 12V (Front Position) .042A @ 24V (Front Position) .08A @ 12V (Side Marker) .042A @ 24V (Side Marker)

Print date: 2017-10-23

© 2017 J.W. Speaker Corporation • Germantown, WI U.S.A.
www.jwspeaker.com • speaker@jwspeaker.com • 262.251.6660

LED Headlights – Model 8632 Evolution

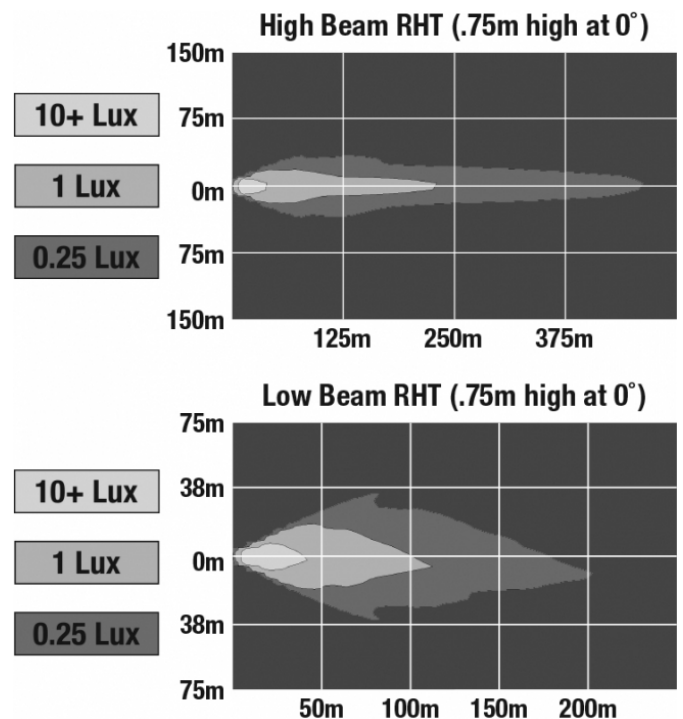
REGULATORY STANDARDS COMPLIANCE



ECE Reg 112	ECE Reg 6
ECE Reg 7	ECE Reg 87
FMVSS 108 Table VI	FMVSS 108 Table X
FMVSS 108 Table XIX	FMVSS 108 Table XVIII
IEC IP67	SAE J1395
SAE J2087	SAE J222

PHOTOMETRIC SPECIFICATIONS

Raw Lumen Output	2,925 (High Beam); 2,025 (Low Beam)
Effective Lumen Output	1,000 (High Beam); 630 (Low Beam)
Nominal LED Color Temperature	5000 K
Beam Pattern(s)	Forward Lighting - Daytime Running Light Forward Lighting - High Beam (DOT/ECE) Forward Lighting - Low Beam (DOT/ECE) Signalization - Front Position Signalization - Marker Signalization - Turn (Front)



Print date: 2017-10-23

© 2017 J.W. Speaker Corporation • Germantown, WI U.S.A.
www.jwspeaker.com • speaker@jwspeaker.com • 262.251.6660

LED Headlights – Model 8632 Evolution

APPLICATIONS



RELATED PRODUCTS



Part Number
0551561

12-24V DOT/ECE LED
RHT Right Hand High &
Low Beam Headlight
with Turn Signal, FP &
DRL



Part Number
0551973

12-24V ECE LED LHT
High & Low Beam
Headlights with Turn
Signal, FP & DRL - 2
Light Kit



Part Number
0551983

12-24V DOT/ECE LED
RHT High & Low Beam
Headlights with Turn
Signal, FP & DRL - 2
Light Kit



Part Number
0551991

12-24V ECE LED LHT
Right Hand High & Low
Beam Headlight with
Turn Signal, FP & DRL



Part Number
0552001

12-24V ECE LED LHT
Left Hand High & Low
Beam Headlight with
Turn Signal, FP & DRL

Print date: 2017-10-23

© 2017 J.W. Speaker Corporation • Germantown, WI U.S.A.
www.jwspeaker.com • speaker@jwspeaker.com • 262.251.6660

J.W. SPEAKER
Engineered. Lighting. Solutions.