

LED Headlights – Model 8630 Evolution

PRODUCT INFORMATION

Description	12-24V DOT/ECE LED RHT High & Low Beam Headlight with FP & DRL
Height	142.24 mm / 5.6 in
Width	142.24 mm / 5.6 in
Depth	86.36 mm / 3.4 in
Shape	Round
Outer Lens Material	Polycarbonate
Outer Lens Color	Clear
Housing Material	Die Cast Aluminum
Housing Color	Black
Bezel Color	N/A
Minimum Operating Temperature	-34 °C / -29.2 °F
Maximum Operating Temperature	49 °C / 120.2 °F
Connector or Wiring	Integral Connector in Housing simulating Delphi 12124107
Mating Connector	Delphi 12052848
Product Weight	1.86 lbs / 0.84 kgs
Shipping Weight	2.89 lbs / 1.31 kgs
Additional Information	Class B Light



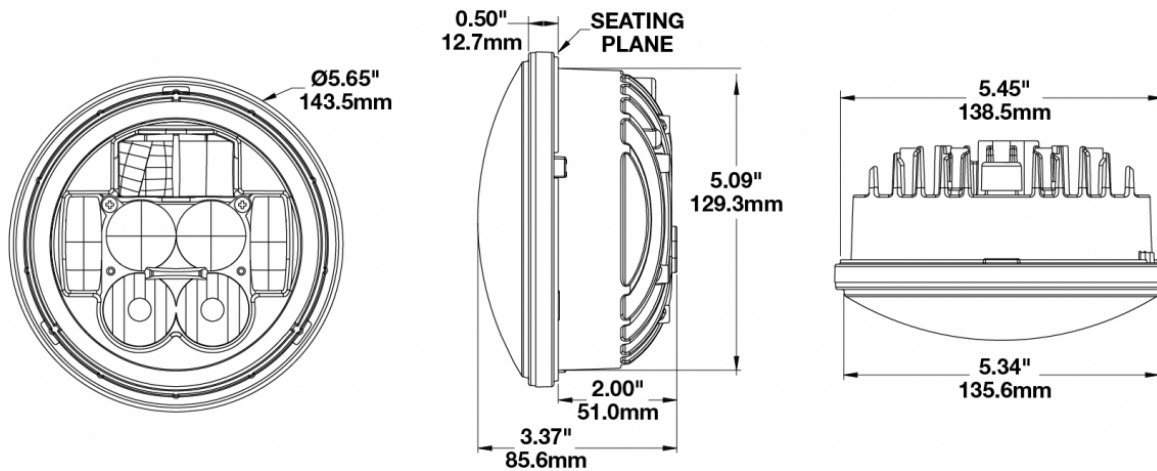
Print date: 2026-05-26

© 2026 J.W. Speaker Corporation • Germantown, WI U.S.A.
www.jwspeaker.com • speaker@jwspeaker.com • 262.251.6660

J.W. SPEAKER 
Engineered. Lighting. Solutions.

LED Headlights – Model 8630 Evolution

PRODUCT DIMENSIONS



ELECTRICAL SPECIFICATIONS


Input Voltage	12-24V DC
Operating Voltage	10-32V DC
Transient Spike Protection	150V Peak @ 1 HZ-100 Pulses
Yellow Wire	Low Beam
White Wire	High Beam
Black Wire	Ground
Red Wire	Front Position
Purple Wire	DRL
Current Draw	2.20A @ 12V DC (Low Beam)
	1.70A @ 14V DC (Low Beam)
	1.10A @ 24V DC (Low Beam)
	3.50A @ 12V DC (High Beam)
	2.70A @ 14V DC (High Beam)
	1.70A @ 24V DC (High Beam)
	0.09A @ 12V DC (Front Position)
	0.07A @ 14V DC (Front Position)
	0.04A @ 24V DC (Front Position)
	0.90A @ 12V DC (DRL)
	0.68A @ 14V DC (DRL)
	0.38A @ 24V DC (DRL)

Print date: 2026-05-26

© 2026 J.W. Speaker Corporation • Germantown, WI U.S.A.
 www.jwspeaker.com • speaker@jwspeaker.com • 262.251.6660

LED Headlights – Model 8630 Evolution

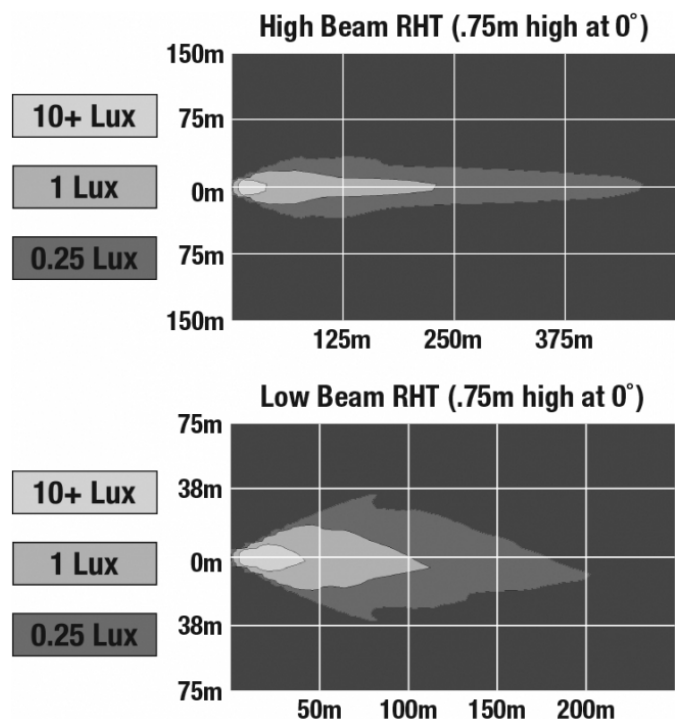
REGULATORY STANDARDS COMPLIANCE



Buy America Standards	ECE Reg 10
ECE Reg 112	ECE Reg 7
ECE Reg 87	Eco Friendly
FMVSS 108 s10.1 (Table XIX)	FMVSS 108 s10.1 (Table XVIII)
IEC IP67	SAE J2087
SAE J222	

PHOTOMETRIC SPECIFICATIONS

Raw Lumen Output	2,925 (High Beam); 2,025 (Low Beam)
Effective Lumen Output	1,000 (High Beam); 630 (Low Beam)
Candela Output	61,684 (High Beam); 19,162 (Low Beam)
Nominal LED Color Temperature	5000 K
Beam Pattern(s)	Forward Lighting - Daytime Running Light Forward Lighting - High Beam (DOT/ECE) Forward Lighting - Low Beam (DOT) Forward Lighting - Low Beam (ECE Right Hand) Signalization - Front Position



Print date: 2026-05-26

© 2026 J.W. Speaker Corporation • Germantown, WI U.S.A.
www.jwspeaker.com • speaker@jwspeaker.com • 262.251.6660

LED Headlights - Model 8630 Evolution

APPLICATIONS



PRODUCT WARNINGS

For California residents:

⚠ **WARNING:** Cancer and reproductive harm - www.P65Warnings.ca.gov.

⚠ **AVERTISSEMENT:** Cancer et effet nocif sur la reproduction - www.P65Warnings.ca.gov.

ACCESSORIES



Part Number
8200001

Single Ring Kit
Mounting Assembly for
LED Headlight Model
8630



Part Number
8200071

Mounting Ring Kit for
5.75" Round (PAR46)
Headlights - PIERCE