

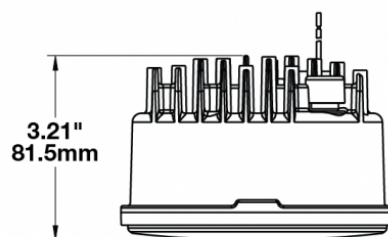
LED Headlights - Model 6130 Evolution

PRODUCT INFORMATION

Description	12-24V DOT/ECE LED RHT High & Low Beam Headlight
Height	120.40 mm / 4.74 in
Width	120.40 mm / 4.74 in
Depth	81.53 mm / 3.21 in
Shape	Round
Outer Lens Material	Polycarbonate
Outer Lens Color	Clear
Housing Material	Aluminum
Housing Color	Black
Bezel Color	Black
Connector or Wiring	12" Flying Leads
Mating Connector	n/a
Product Weight	1.50 lbs / 0.68 kgs



PRODUCT DIMENSIONS



Print date: 2017-06-23

© 2017 J.W. Speaker Corporation • Germantown, WI U.S.A.
 www.jwspeaker.com • speaker@jwspeaker.com • 262.251.6660

J.W. SPEAKER
 Engineered. Lighting. Solutions.

LED Headlights - Model 6130 Evolution

ELECTRICAL SPECIFICATIONS

Input Voltage	12-24V DC
Operating Voltage	10-30V DC
Transient Spike Protection	150V Peak @ 1 HZ-100 Pulses
Black Wire	Ground
Yellow Wire	Low Beam
White Wire	High Beam
Red Wire	Front Position
Current Draw	3.00A @ 12V DC (High Beam) 1.43A @ 24V DC (High Beam) 2.30A @ 12V DC (Low Beam) 1.01A @ 24V DC (Low Beam) 0.12A @ 12V DC (Front Position) 0.09A @ 24V DC (Front Position)

REGULATORY STANDARDS COMPLIANCE



Buy America Standards
ECE Reg 7
FMVSS 108 Table XIX
IEC IP67

ECE Reg 112
Eco Friendly
FMVSS 108 Table XVIII

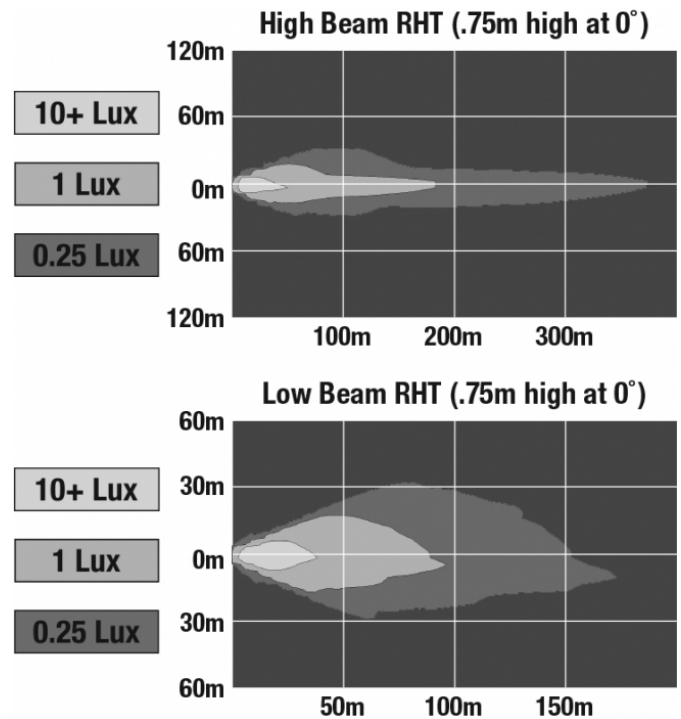
Print date: 2017-06-23

© 2017 J.W. Speaker Corporation • Germantown, WI U.S.A.
www.jwspeaker.com • speaker@jwspeaker.com • 262.251.6660

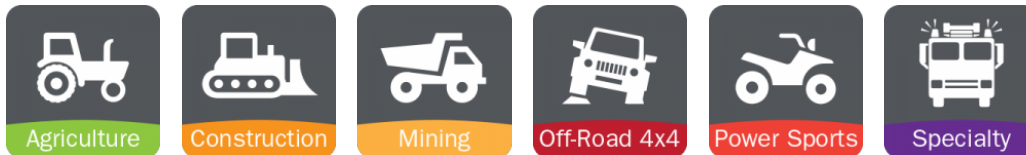
LED Headlights - Model 6130 Evolution

PHOTOMETRIC SPECIFICATIONS

Raw Lumen Output	2,230 (High Beam); 1,330 (Low Beam)
Effective Lumen Output	840 (High Beam); 440 (Low Beam)
Beam Pattern(s)	Forward Lighting - High Beam (DOT/ECE) Forward Lighting - Low Beam (ECE Right Hand) Signalization - Front Position



APPLICATIONS



ADDITIONAL INFORMATION

Jump Start: 48V for 2 min
 Reverse Polarity: -24V for 2 min
 Load Dump: 150V 5 pulses 10 sec intervals
 Inductive Switching: 600V 10 pulses 1 sec intervals
 Mutual Coupling: 300V 10 pulses 1 sec intervals

Print date: 2017-06-23

© 2017 J.W. Speaker Corporation • Germantown, WI U.S.A.
 www.jwspeaker.com • speaker@jwspeaker.com • 262.251.6660

J.W. SPEAKER
 Engineered. Lighting. Solutions.

LED Headlights - Model 6130 Evolution

RELATED PRODUCTS



Part Number
0549851
12-24V DOT/ECE LED
RHT Low Beam
Headlight



Part Number
0549861
12-24V ECE LED LHT
Low Beam Headlight



Part Number
0549871
12-24V DOT/ECE LED
High Beam Headlight



Part Number
0549891
12-24V ECE LED LHT
High & Low Beam
Headlight