


LED Headlights – Model 8800 Evolution 2

PRODUCT INFORMATION

Description	12-24V DOT/ECE LED RHT Low Beam Heated Headlight with Black Bezel
Height	107.19 mm / 4.22 in
Width	167.64 mm / 6.6 in
Depth	84.90 mm / 3.34 in
Shape	Rectangular
Outer Lens Material	Hardcoated Polycarbonate
Outer Lens Color	Clear
Housing Material	Die-Cast Aluminum
Housing Color	Black
Bezel Color	Black
Mounting Type	Low-Profile Panel Mount
Retrofits	1A1 and 2A1 (4" 1 6") sealed beams
Minimum Operating Temperature	-40 °C / -40 °F
Maximum Operating Temperature	65 °C / 149 °F
Connector or Wiring	H4 Connector - AMP (#172615-2)
Mating Connector	LH Terminal - AMP (#172795-1); RH Terminal - AMP (#172796-1)
Product Weight	2.00 lbs / 0.91 kgs
Shipping Weight	2.30 lbs / 1.04 kgs



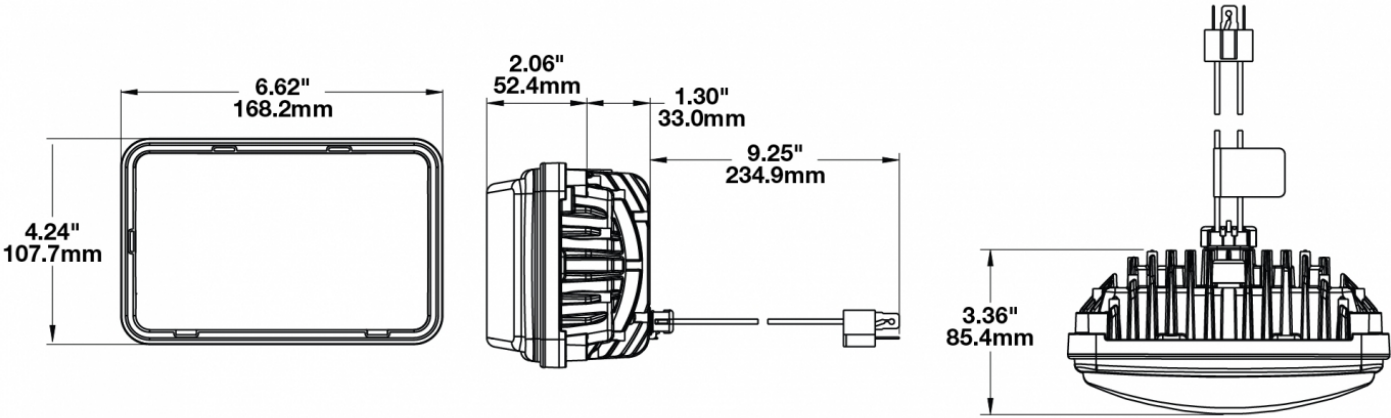
Print date: 2018-10-19

© 2018 J.W. Speaker Corporation • Germantown, WI U.S.A.
www.jwspeaker.com • speaker@jwspeaker.com • 262.251.6660

J.W. SPEAKER 
Engineered. Lighting. Solutions.

LED Headlights – Model 8800 Evolution 2

PRODUCT DIMENSIONS



ELECTRICAL SPECIFICATIONS

Input Voltage	12-24V DC
Operating Voltage	9-32V DC
White Wire	Low Beam
Black Wire	Ground
Yellow Wire	Low Beam
Current Draw	3.30A @ 12V DC 1.67A @ 24V DC

REGULATORY STANDARDS COMPLIANCE



Buy America Standards
Eco Friendly
IEC IP69K

ECE Reg 112
FMVSS 108 Table XIX

Print date: 2018-10-19

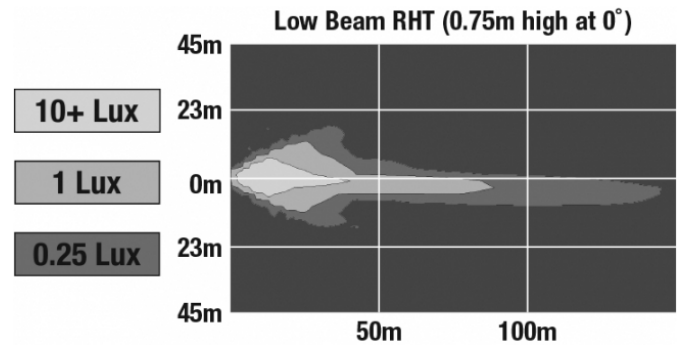
© 2018 J.W. Speaker Corporation • Germantown, WI U.S.A.
www.jwspeaker.com • speaker@jwspeaker.com • 262.251.6660



LED Headlights – Model 8800 Evolution 2

PHOTOMETRIC SPECIFICATIONS

Raw Lumen Output	2,830
Effective Lumen Output	782
Candela Output	29,800
Nominal LED Color Temperature	5000 K
Beam Pattern(s)	Forward Lighting - Low Beam (DOT) Forward Lighting - Low Beam (ECE Right Hand)



APPLICATIONS



SMARTHEAT™ HEATING SYSTEM

The SmartHeat™ heating system senses ambient temperature and turns the integrated heating system in the lens on & off. This system actually clears ice & snow twice as fast as conventional halogen lamps.

When does the heater turn on?

Heater turns on or off according to temperature changes and vehicle power:

- Heater will turn on when temperatures drop, generating enough heat to prevent ice build-up.
- Heater will turn on when powering up, de-icing the light as rapidly as possible.

When does the heater turn off?

Heater will turn off when it senses temperatures increase and are above the high temperature threshold.

Learn more about this technology [here](#).

Print date: 2018-10-19

© 2018 J.W. Speaker Corporation • Germantown, WI U.S.A.
www.jwspeaker.com • speaker@jwspeaker.com • 262.251.6660

LED Headlights – Model 8800 Evolution 2

ACCESSORIES



Part Number
3269601

Low Beam Harness for
8800 Evolution 2
Series



Part Number
3269611

High Beam Harness for
8800 Evolution 2
Series

RELATED PRODUCTS



Part Number
0551371

12-24V DOT/ECE LED
RHT Low Beam
Headlight with Chrome
Bezel



Part Number
0551381

12-24V DOT/ECE LED
High Beam Headlight
with Chrome Bezel



Part Number
0551391

12-24V ECE LED LHT
Low Beam Headlight
with Chrome Bezel



Part Number
0551771

12-24V DOT/ECE LED
RHT Low Beam Heated
Headlight with Chrome
Bezel



Part Number
0551781

12-24V DOT/ECE LED
High Beam Heated
Headlight with Chrome
Bezel



Part Number
0552091

12-24V ECE LED LHT
Low Beam Heated
Headlight with Chrome
Bezel



Part Number
0552551

12-24V DOT/ECE LED
RHT Low Beam
Headlight with Black
Bezel



Part Number
0552561

12-24V ECE LED LHT
Low Beam Headlight
with Black Bezel

Print date: 2018-10-19

© 2018 J.W. Speaker Corporation • Germantown, WI U.S.A.
www.jwspeaker.com • speaker@jwspeaker.com • 262.251.6660

J.W. SPEAKER
Engineered. Lighting. Solutions.