


LED Headlights - Model 90

PRODUCT INFORMATION

Description	12-24V DOT/ECE LED Low Beam Headlight (for John Deere 6R, 7R & 8R Series Tractors) - 2 Light Kit
Height	108.46 mm / 4.27 in
Width	108.46 mm / 4.27 in
Depth	90.42 mm / 3.56 in
Shape	Round
Outer Lens Material	Polycarbonate
Outer Lens Color	Clear
Housing Material	Die-Cast Aluminum
Housing Color	Raw Aluminum
Bezel Color	Black
Mounting Hardware Description	John Deere Mounting Bracket
Mounting Type	Low Profile Mount
Minimum Operating Temperature	-40 °C / -40 °F
Maximum Operating Temperature	65 °C / 149 °F
Connector or Wiring	Plug & Play Adapter
Product Weight	2.60 lbs / 1.18 kgs



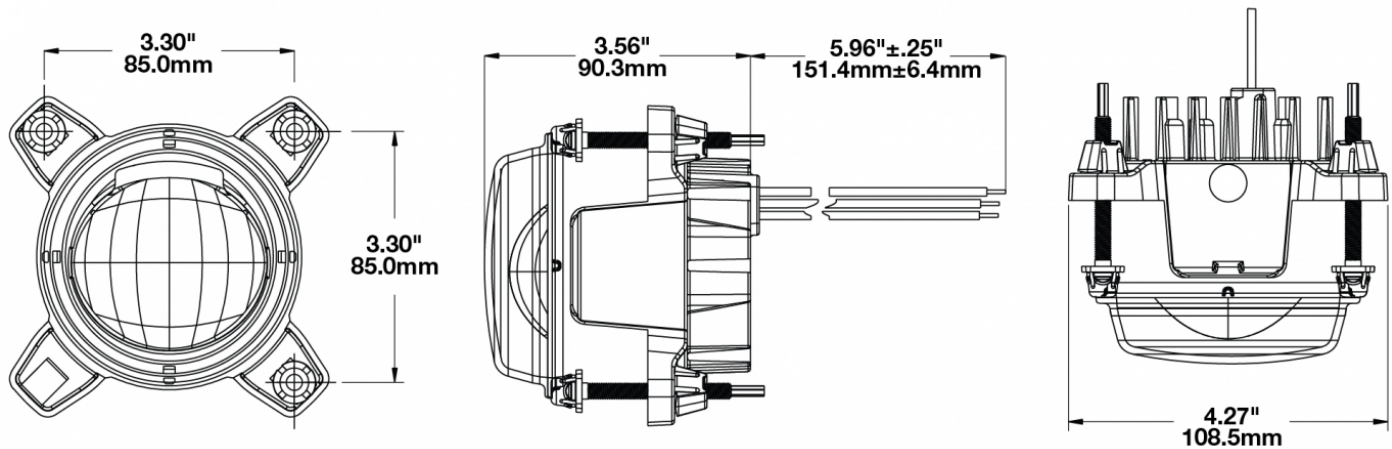
Print date: 2017-08-21

© 2017 J.W. Speaker Corporation • Germantown, WI U.S.A.
 www.jwspeaker.com • speaker@jwspeaker.com • 262.251.6660

J.W. SPEAKER 
 Engineered. Lighting. Solutions.

LED Headlights - Model 90

PRODUCT DIMENSIONS



ELECTRICAL SPECIFICATIONS

Input Voltage	12-24V DC
Operating Voltage	10-31V DC
Red Wire	Positive
Black Wire	Negative
Current Draw	1.97A @ 12V DC 0.98A @ 24V DC

REGULATORY STANDARDS COMPLIANCE



Buy America Standards

Eco Friendly

Print date: 2017-08-21

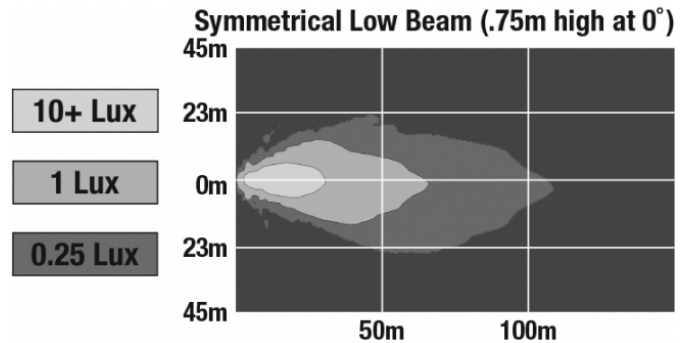
© 2017 J.W. Speaker Corporation • Germantown, WI U.S.A.
www.jwspeaker.com • speaker@jwspeaker.com • 262.251.6660

J.W. SPEAKER
Engineered. Lighting. Solutions.

LED Headlights - Model 90

PHOTOMETRIC SPECIFICATIONS

Raw Lumen Output	1,910
Effective Lumen Output	575
Candela Output	18,000
Nominal LED Color Temperature	5000 K
Beam Pattern(s)	Forward Lighting - Low Beam (DOT)



APPLICATIONS



ADDITIONAL INFORMATION

Kit includes (2) Model 90 headlights including adapter and wire harness, designed to fit John Deere 6R, 7R & 8R Series Tractors.

Use existing hardware to mount bracket to vehicle.

ACCESSORIES



Part Number

8200111

Model 90 Replacement
Adjuster Kit

Print date: 2017-08-21

© 2017 J.W. Speaker Corporation • Germantown, WI U.S.A.
www.jwspeaker.com • speaker@jwspeaker.com • 262.251.6660

LED Headlights - Model 90

RELATED PRODUCTS



Part Number
0547751
12-24V DOT/ECE LED
High Beam Headlight



Part Number
0551201
12-24V ECE LED LHT
Low Beam Headlight



Part Number
0551211
12-24V DOT/ECE LED
RHT Low Beam
Headlight



Part Number
0551221
12-24V DOT/ECE LED
Symmetrical Low Beam
Headlight