

LED Headlights - Model 90

PRODUCT INFORMATION

Description	12-24V DOT/ECE LED RHT Low Beam Headlight
Height	108.46 mm / 4.27 in
Width	108.46 mm / 4.27 in
Depth	90.42 mm / 3.56 in
Shape	Round
Outer Lens Material	Polycarbonate
Outer Lens Color	Clear
Housing Material	Die-Cast Aluminum
Housing Color	Raw Aluminum
Bezel Color	Black
Mounting Hardware Description	(x3) Ball & Socket
Mounting Type	Low Profile Mounts
Minimum Operating Temperature	-40 °C / -40 °F
Maximum Operating Temperature	65 °C / 149 °F
Connector or Wiring	6" Bare Leads
Mating Connector	Deutsch 2-Pin
Product Weight	0.93 lbs / 0.42 kgs
Shipping Weight	1.36 lbs / 0.62 kgs



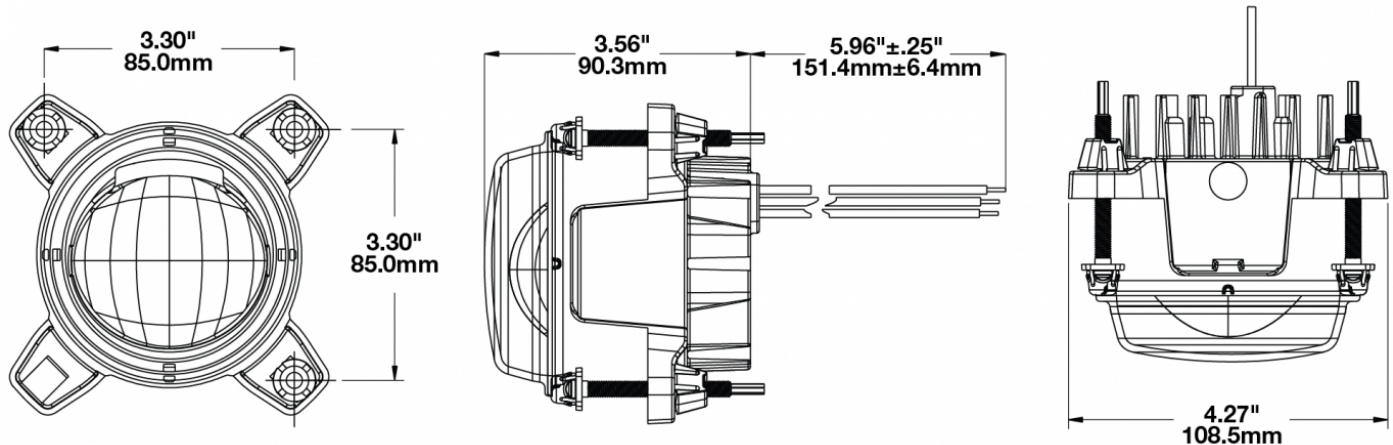
Print date: 2018-11-21

© 2018 J.W. Speaker Corporation • Germantown, WI U.S.A.
 www.jwspeaker.com • speaker@jwspeaker.com • 262.251.6660

J.W. SPEAKER 
 Engineered. Lighting. Solutions.

LED Headlights - Model 90

PRODUCT DIMENSIONS



ELECTRICAL SPECIFICATIONS

Input Voltage	12-24V DC
Operating Voltage	10-31V DC
Red Wire	Positive
Black Wire	Negative
Current Draw	1.97A @ 12V DC 0.98A @ 24V DC

REGULATORY STANDARDS COMPLIANCE



Buy America Standards
Eco Friendly
IEC IP67

ECE Reg 112
FMVSS 108 Table XIX

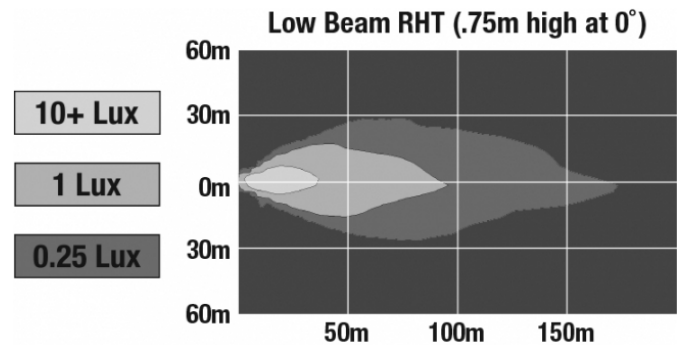
Print date: 2018-11-21

© 2018 J.W. Speaker Corporation • Germantown, WI U.S.A.
www.jwspeaker.com • speaker@jwspeaker.com • 262.251.6660


LED Headlights - Model 90

PHOTOMETRIC SPECIFICATIONS

Raw Lumen Output	1,910
Effective Lumen Output	575
Candela Output	18,500
Nominal LED Color Temperature	5000 K
Beam Pattern(s)	Forward Lighting - Low Beam (ECE Right Hand)



APPLICATIONS



ACCESSORIES



Part Number

8200111

Model 90 Replacement
Adjuster Kit

Print date: 2018-11-21

© 2018 J.W. Speaker Corporation • Germantown, WI U.S.A.
www.jwspeaker.com • speaker@jwspeaker.com • 262.251.6660

LED Headlights - Model 90

RELATED PRODUCTS



Part Number
0547751
12-24V DOT/ECE LED
High Beam Headlight



Part Number
0551201
12-24V ECE LED LHT
Low Beam Headlight



Part Number
0551221
12-24V DOT/ECE Reg
113 LED Symmetrical
Low Beam Headlight



Part Number
0553053
12-24V DOT/ECE Reg
113 LED Low Beam
Headlight (for John
Deere 6R, 7R & 8R
Series) - 2 Light Kit